



FibreGuard combines the latest Stain Free Technology with high quality and stylish home furnishing fabrics to ensure low maintenance and long lasting look & feel.

## How to clean FibreGuard fabrics?



[www.fibreguard.com](http://www.fibreguard.com)

## How to clean FibreGuard fabrics:

1. Remove any remaining stain residue with a flat utensil.
2. Apply water to the stain and blot using a white paper towel (do not rub in a circular motion). Repeat the process until the stain residue is no longer visible on the paper towel.
3. Apply more water to the area (for stubborn stains, a normal household bar of soap may be necessary) and gently rub with a microfiber cloth. Use circular movements for best results. Repeat the process until completely removed (when using soap, use intermittently).  
[ See opposite page → ]
4. Allow the fabric to dry naturally. Do not apply heat.











**OEKO-TEX®**  
CONFIDENCE IN TEXTILES  
**STANDARD 100**  
**0611045 Centexbel**



Tested for harmful substances.  
[www.oeko-tex.com/standard100](http://www.oeko-tex.com/standard100)

[www.fibreguard.com](http://www.fibreguard.com)

## Optimal cleaning method :


	CHENILLE	TEXTURED
Blood		
Coffee		
Ketchup		
Lipstick		
Mud		
Pen		
Red wine		
Sily putty		
Urine		
Vomit		
Wax crayon		



USE ONLY WATER



USE SOAP INTERMITTENTLY



[www.fibreguard.com](http://www.fibreguard.com)